

K I N P L A Y



Simplicity, convenience, modern technology, and versatility...

Powered Bluetooth Speaker

TOTEM 

Discover yours

The powered concept combines:

Simplicity

Requires no additional amplifier so there's no complicated wiring.

Modern technology

Equipped with Bluetooth for wireless streaming.

Convenience

No connected electronics allows them to be easily placed anywhere and controlled with your phone, tablet, or any Bluetooth equipped device.

Versatility

Analog and digital inputs allow a variety of sources to be connected, from turntables to gaming systems.



Connect any source, either hard wired or via Bluetooth, without the need of a receiver or amplifier.



KIN Play has Totem's signature linear phase and enormous dispersion so the soundstage is natural and enveloping almost anywhere they're placed. However, here are some tips to get the most from them.



Low Boys

3-7 feet apart should work in most situations and if balance becomes an issue, toe one in slightly.



Wall Units

Height is never an issue. Positioned close to the ground or on a top shelf, KIN Play will sound exciting and lifelike.




Stands

We recommend stands approximately 24" high, and positioned anywhere from 3-12 feet apart. Start 6" from the rear wall, and experiment all the way out to 3 feet.

KIN Play is an Active / Passive design.

This means one speaker is equipped with an integrated amplifier which transfers the signal to the passive speaker via speaker wire.

The active speaker is plugged into the wall.



The right KIN Play Passive Speaker requires no controls or indicators. It is equipped with traditional speaker terminals in the rear baffle to accommodate the speaker wire coming from the active speaker.



Both speakers feature an exceptional dual port design.

The **larger**, more recognizable **port** tunes the bass response of the cabinet.

KIN Play descends to a stunning 39hz.


The smaller, **Micro Port** fine tunes the bass response and adds a spaciousness to the soundstage.

The left **KIN Play Active Speaker** is equipped with a **Multi-Control** and **Power / Source indicator** on the front baffle and the **amplifier in the rear**.



Power / Source Indicator

Multi-Control



The amplifier is also equipped with **speaker terminal outputs** to connect to the Passive speaker.

The Multi Control serves three purposes:


Master Volume: Most sources do not have their own volume but for those that do, like phones, be sure that this volume is turned up to get the most of your source.

Source selection: A quick push on this knob allows you to scroll through inputs.

Bluetooth pairing: A long push engages the Bluetooth pairing.



The amplifier is rated at 2 x 120 watts and equipped with the following features:



Stereo RCA inputs switchable between **Line** and **Phono**

Grounding connection for turntables

3.5mm (Mini Jack) Input for computers, phones, and other portable devices

Optical input for digital sources like satellite, gaming systems and streamers

Subwoofer output to add a powered subwoofer

Integrated Short Circuit Protection

Manually switchable voltage selector and **removable power plug**.

The main feature of KIN Play is its ability to **stream wirelessly**.

Bluetooth 4.1 combined with **Qualcomm® aptX™ HD** technology means high resolution, CD quality streaming from a wide variety of devices.



The KIN Play exhibits our three dimensional, almost holographic soundstage and can remarkably fill very large rooms.

KIN Play is equipped with a **1" dome tweeter** made of a metal alloy and based on that of the Rainmaker. Highs are **detailed, airy**, and extraordinarily **lifelike**.

The **customized 5" natural hybrid woofer** is composed of paper for its acoustic advantages and treated with a polymer to reinforce its strength and increase its lifespan. Bass is **powerful, fast**, and **musical**.



The **120 w x 2 amplifier** was designed in tandem with the drivers to ensure harmonious interaction with the drivers. To ensure perfect **phase linearity** and ensure **Totem's sonic signature**, absolutely no DSP is used.

The remote allows tailoring the bass and treble from -3dB to +3dB.

This button  on the remote will return the sound to factory settings.

KIN Play includes all the accessories required right in the box to get started with most sources.

Interconnects: 3.5mm (mini jack), Optical

Speaker Wire: 12 feet (4 meters) of 16 gauge, 19 strand oxygen-free copper wire terminated with dual banana plugs

Remote: 17 function aluminum remote

Isolation: Adhesive feet

Power cord: Grounded, 3 prong for North America and grounded EU version for export

Magnetic Grilles: Matching black or white



Initial Setup:

By law, speaker terminals are fitted with plugs.

Here's how to remove them so you can connect the supplied terminated speaker wire.

1



This is how the terminals look on the speakers with the plugs in place.

2




Unscrew the cylindrical caps so the posts and plugs are exposed.
The exposed plugs can now be easily removed.

3



Screw the caps back into place over the posts.
You can now connect the supplied terminated speaker wire.

Initial Setup



1

Attach 4 isolation feet to the bottom corners of each speaker.



2

Once the plugs have been removed, connect the two speakers together with the supplied speaker wire.



3

Connect the sources.



4

Use the supplied power cord to connect the active speaker to the wall.



5

Set the master power switch to on. You never have to turn this switch off, the speaker goes into a standby mode roughly 60 minutes after it last detects a signal.



6

Use either the remote or master volume to raise the volume.

Bluetooth Pairing

Turn on the **KIN PLAY** and select **Pairing** on the **remote** or with a **long push on the Input Selector**.

The LED will **blink blue**.

Turn on **Bluetooth** device, go to the **Bluetooth settings**, and let it **find "TOTEM KIN PLAY"**.

Select the **TOTEM KIN PLAY** option and wait for your device to say **connected**. The LED will turn **solid Blue** and the speaker will **beep**, indicating the pairing has been successful.



You are ready to enjoy music wirelessly streamed via Bluetooth.

Specifications

Tweeter:	1" Metal Alloy Dome tweeter
Woofers:	5" Natural Hybrid Woofer
Power:	2 x 120w RMS
Frequency response:	39Hz – 22kHz +-3dB with proper positioning
Wireless Connectivity:	Bluetooth 4.1 with Qualcomm aptXHD
Analog Inputs:	Stereo RCA switchable between Phono and Line Level Mini jack (3.5mm)
Digital Inputs:	Optical
Outputs:	Subwoofer Out
Accessories:	Remote Control, speaker wire, interconnects, adhesive feet
Dimensions (W x H x D):	7.08" x 13.97" x 9.25" / 180 x 355 x 235mm
Weight:	Active: 15.85lb/7.18kg, Passive: 12 lb / 5.8 kg
Bluetooth Sampling:	8kHz, 11.025 kHz, 12 kHz, 16 kHz, 22.05 kHz, 24kHz, 32kHz, 44.1 kHz, 48kHz
Optical In Sampling:	192kHz/24bit
Decoding:	MP2/MP3, WMA, FLAC(8/16/24bit), AAC/MP4/M4A, WAV (IMA-ADPCM and raw PCM), AIF, AIFC

